

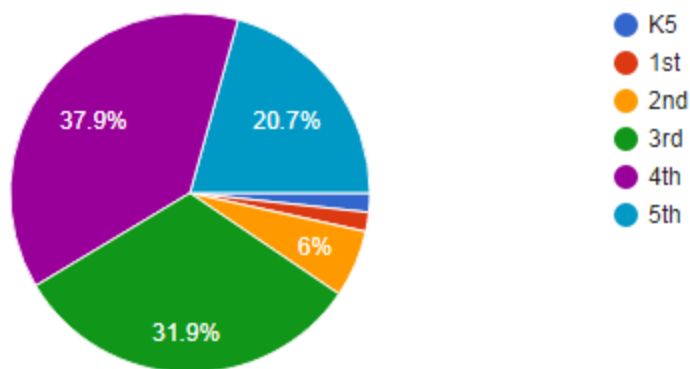
"Working together to engage, challenge and inspire every student every day"

SCHOOL COUNSELING DATA: MEADOWVIEW 2018-19

Here is our current school counseling data on INDIVIDUAL student needs. [Based on 116 Let's Talk Slips and 75 scheduled weekly sessions]

GRADE BREAKDOWN

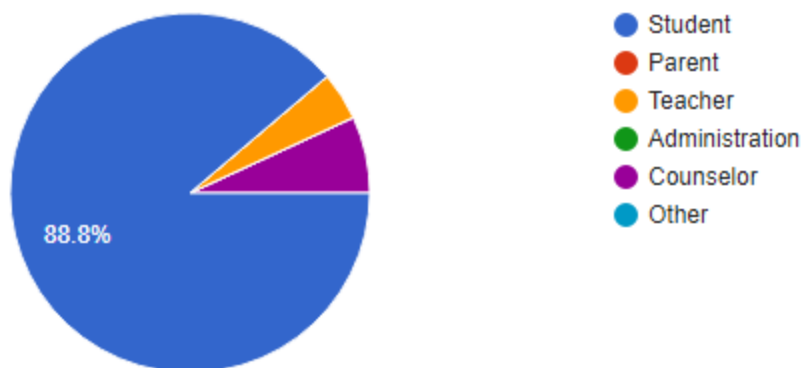
Largest number of students seen are 4th graders, with 37.9% of counseling sessions devoted to 4th grade. Third grade comes in second, with 31.9% of individual services from self-referrals. Lowest are K5 and 1st grade.



WHO IS REQUESTING?

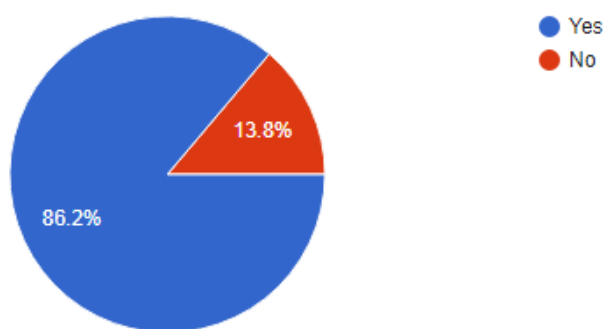
Our Top 3 requests are:

1. Student(s) self-referring to see counselor (88.8%)
2. Counselor requesting to meet (6.9%)
3. Teacher requesting student to meet with counselor. (4.3%)

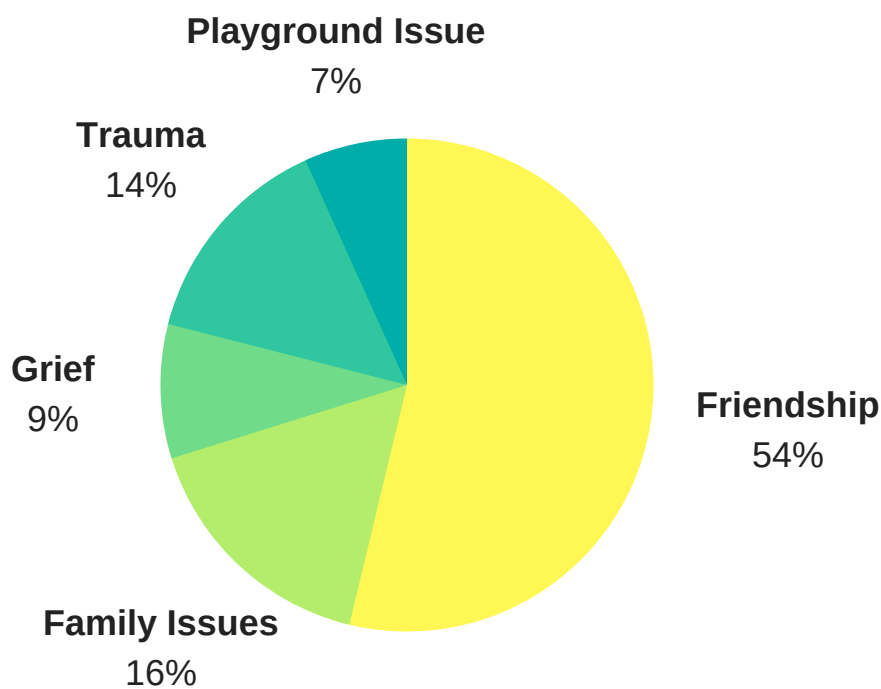


WAS THE COUNSELING MEETING FROM A LET'S TALK SLIP?

86.2% of counselor/student meetings are due to students self-referring through Let's Talk slips.



STUDENT NEEDS BREAKDOWN



Categories counselor tracks yearly:

- | | | | |
|-------------------|------------------------|--------------------------------|-------------------|
| Academic Planning | Depression | Immigration Issues | Threat Assessment |
| Playground Issue | Family Issues | Problem Solving | Trauma |
| Anger Management | Fear | Relational Aggression-Bullying | Tattling |
| Anxiety | Friendship | New Student | Violence |
| Behavior | Gender Identity | Self-Esteem | Weekly Session |
| Bullying | Grief | Self-Injury | Other |
| Conflict | Health Issues | Stress/Worrying | Stress |
| CPS | Middle School Planning | Suicidal Ideation | |