

# First-generation College Students

## DEMOGRAPHIC CHARACTERISTICS AND POSTSECONDARY ENROLLMENT

The percentage of undergraduates who were first-generation college students depends on the definition. As of academic year 2015–16:

# 24%

had parents with **no postsecondary education**.

# 56%

had parents who **did not have a bachelor's degree**. The fact sheet uses this definition of first-generation student.

# 59%

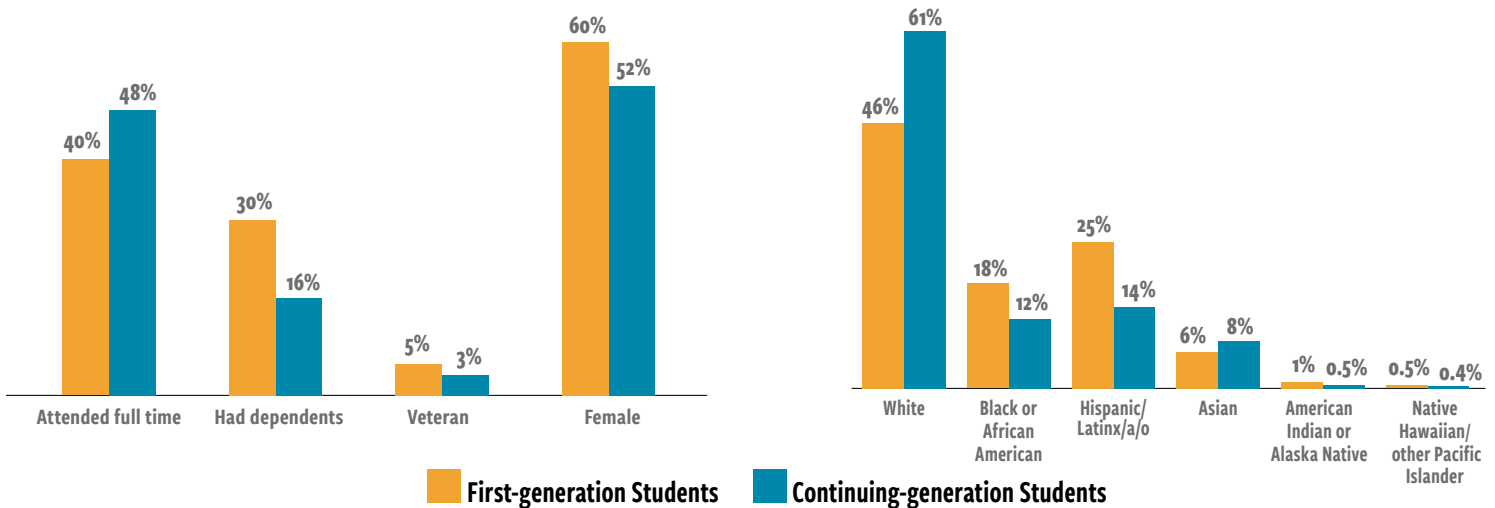
of students whose parents did not have a bachelor's degree **were also the first sibling in their family** to go to college.

### PERCENTAGE WHO WERE AGE 30 OR ABOVE

**28%** of **first-generation** students

**16%** of **continuing-generation** students

### Distribution of Characteristics Among First-generation and Continuing-generation Students



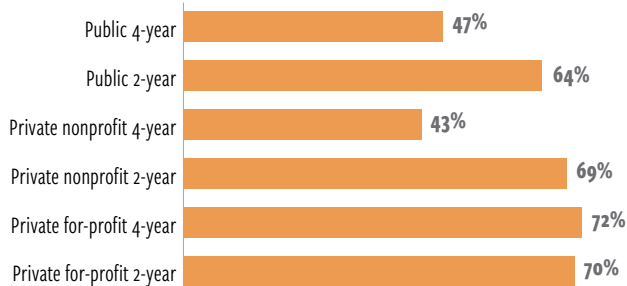
### MEDIAN PARENTAL INCOME AMONG DEPENDENT STUDENTS



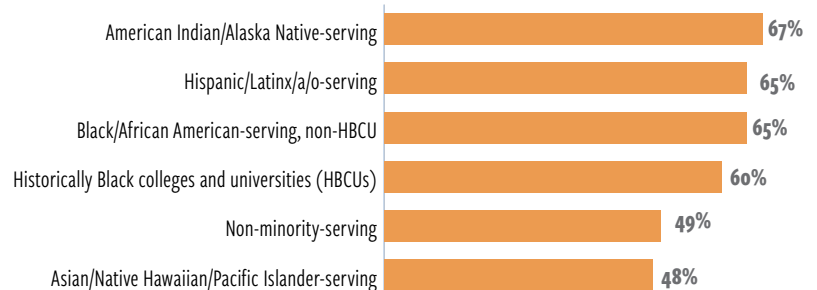
**\$41,000** for **first-generation** students

**\$90,000** for **continuing-generation** students

#### Percentage of Undergraduates Who Were First-generation, by Sector



#### Percentage of Undergraduates Who Were First-generation, by Type of Minority-Serving Institution



**CENTER FOR  
FIRST-GENERATION  
STUDENT SUCCESS**

AN INITIATIVE OF NASPA AND THE SUDER FOUNDATION



First-generation college student is defined as an undergraduate whose parents do not have a bachelor's or higher degree. Continuing-generation college student is defined as an undergraduate who has at least one parent with a bachelor's or higher degree. Data source is U.S. Department of Education, National Center for Education Statistics, 2015–16 National Postsecondary Student Aid Study (NPSAS:16). NPSAS:16 was released in 2018 and is the most recent iteration of NPSAS. Total number of study members is 89,000. Weighted sample size (population size) is 19.5 million. Fact sheet produced by RTI International.

[firstgen.naspa.org](http://firstgen.naspa.org)

@FirstgenCenter

