

Restorative Practices in Schools (K-8)

Reframe school discipline by implementing restorative practices in your classrooms and buildings. Restorative practices are built on the foundation of inclusiveness, relationship building, and problem solving. Beginning with simple classroom circles to create classroom community, classrooms and schools are able to create safe spaces for classroom mediation and even restorative conferences that bring together the victim, offenders, and supporters to repair the harm that has been done. (Ability Level: Basic; Track: Social/Emotional)



Restorative Practices in Schools

Casey Ruhland
School Counselor

Al Northouse
Associate Principal



What do we already know?


What do we want to take away
from our sectional?

Agenda


1. “Why” Restorative
2. Progression of Supports
 - a. Classroom Circles
 - b. Restorative Conferences
 - c. Restorative Solutions
3. Restorative Conferences (Defined)
4. Example
5. Q&A



What is Restorative Practices




Restorative Practices is an emerging social science that is grounded in...



Classroom Circles - Hacking Discipline Information

- Purpose: To build a classroom community that creates a safe space to discuss challenging topics, including but not limited to behavior.
- Circle Rules
- Talking Piece
- Consistency with circles
 - Greetings
 - Morning Meeting
 - Lesson topics
 - Not just responding to a challenge
- Everyone is at the same level, including adults
 - Everyone is on the floor or everyone is on a chair

Classroom Example



Restorative Conferences

A restorative conference is a **structured** meeting between offenders, victims and in some cases others who were impacted. (O'Connell, Wachtel, & Wachtel, 1999)

Provide opportunities for victims and offenders to express feelings, ask questions, and have a say in the resolution.

Participation is voluntary (Do not bring people together who are not ready to meet)

Restorative Conferences

Restorative Structure

- Pre-Conference Interviews
 - Offender and Offended
 - Determine if meeting is possible
- Conference
 - Welcome and Introduction
 - Consent Forms
 - Offended Person Shares
 - Offender Shares
 - Clarifying Questions
 - Agreement
- Post Conference
 - Follow Up Meeting
 - Evaluation Forms

Restorative Questions

- “What happened?”
- “What were you thinking about at the time?”
- “What have you thought about since?”
- “Who has been affected by this?”
- “What do you think might need to be done to make things right?”

[Conference Materials](#)

Video Example

RESTORATIVE CONFERENCE
EXAMPLE SESSION

5TH GRADE STUDENT EXAMPLE

▶ 🔊 0:01 / 4:38



Restorative Solutions

“If a child doesn’t know how to read, *we teach.*”

“If a child doesn’t know how to swim, *we teach.*”

“If a child doesn’t know how to multiply, *we teach.*”

“If a child doesn’t know how to drive, *we teach.*”

“If a child doesn’t know how to behave, *we...
...teach? ...punish?*”

“*Why can’t we finish the last sentence as
automatically as we do the others?*”

(Herner, 1998)

Restorative Assignments

Assignments created with the goal of having students reflect on, and learn from possible negative events.

Examples:

[Bus Behavior](#)

[Theft](#)

[Disrespect](#)

What did we learn?

What do we want to take back
to our schools?



Contact Information

Casey Ruhland
School Counselor
RuhlanC@mcfbsd.org

Al Northouse
Associate Principal
northoa@mcfbsd.org

Waubesa Intermediate School
McFarland School District

[Link to Presentation Documents: https://bit.ly/3bK1FUl](https://bit.ly/3bK1FUl)